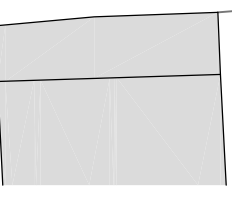
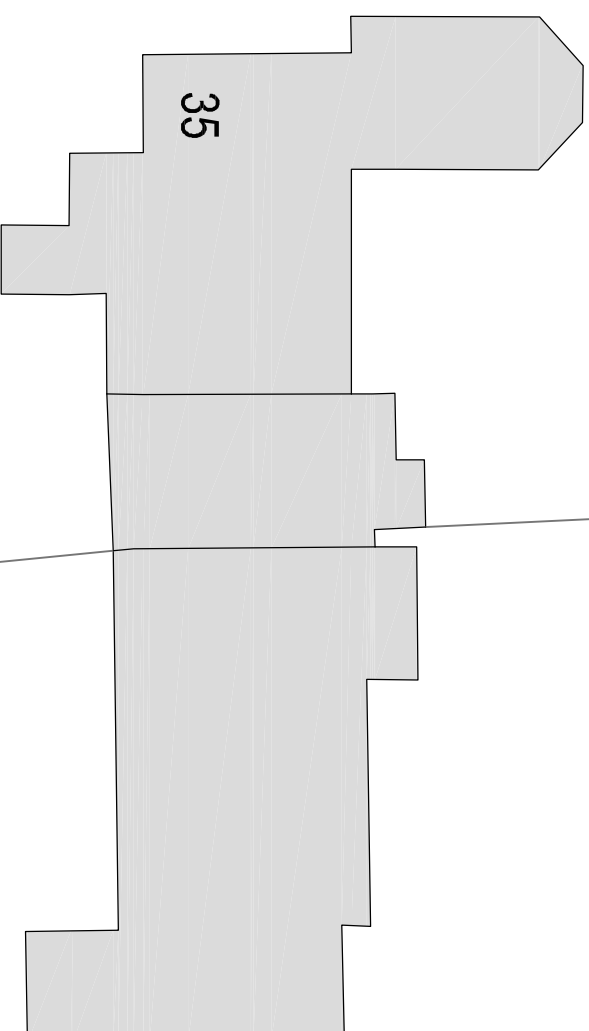
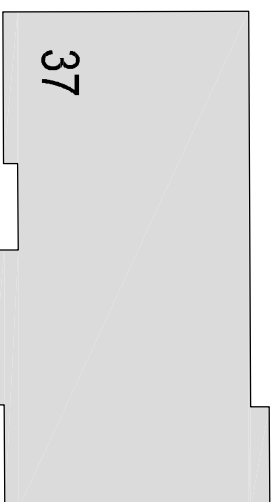
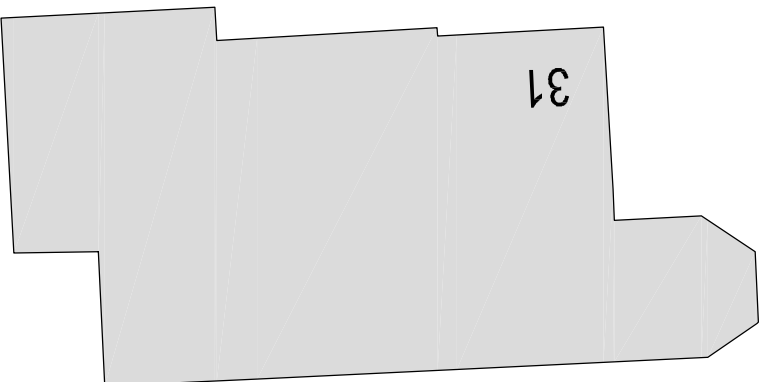




PLEASE NOTE THE MEASURED SURVEY HAS BEEN CARRIED OUT BY A THIRD PARTY AND NOT KMDS DESIGNS.

This drawing is copyright 2021 © and must not be reproduced in whole or part without obtaining written authority from KMDS GROUP. This drawing is to be read in conjunction with all other relevant Architect, Structural Engineer or third party drawings. All dimensions are to be checked onsite against site conditions and any discrepancies advised to the designer before any works commence. DO NOT SCALE THIS DRAWING.

CONNAUGHT AVENUE



EXISTING SITE PLAN

FOREST VIEW ROAD

DWG NO: PL-5865_22 - SCALE: 1/200 @A3 - DATE: JAN 2021

37 FOREST VIEW ROAD, LOUGHTON, ESSEX, IG10 4DX



KMDS DESIGNS
PLANNING & BUILDING SERVICES
www.kmddesigns.co.uk