





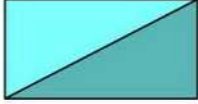
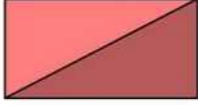

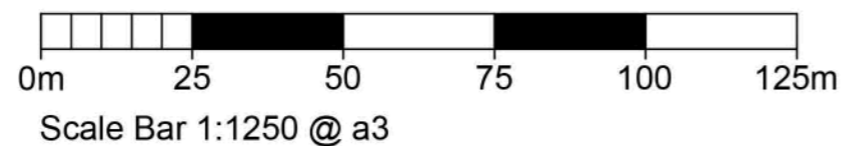




-  6 Bed 10 Person House
-  3 Bed 5 Person House
-  3 Bed 5 Person House
-  3 Bed 5 Person House
-  2 Bed 4 Person House
-  3 Bed 5 Person Bungalow
-  3 Bed 5 Person Bungalow
-  4 Bed 8 Person House
-  4 Bed 7 Person House



Notes
 1. Scale this drawing for Planning Purposes only
 2. All dimensions shall be checked on site prior to commencing the works and any errors or admissions reported to the Architect
 3. This drawing is the copyright of Katharine Allen Architects and must not be used or reproduced without the express permission of Katharine Allen

Drawing Notes

D3	Colour Added	02-12-17
D2	Client comments incorporated	23-10-17
D1	DRAFT ISSUE	18-09-17

Contractor		
Job Title Land Adjacent to Ninnings		
Client Wilkinson and Keeling	Date Sept 2017	
Drawing Title Feasibility Master Plan	Scale 1:1250@A3	Drawn By KA
Job No 268	Drawing No SK01 (A3 copy)	Revision D3

